



## Columbus 2022 Election Results

Report Generated: 12/09/2022 11:18 AM MST

### For Governor and Lieutenant Governor

	Name	Party	Votes
	Nan Whaley and Cheryl L. Stephens	Democrat	715 (56.25%)
	Mike DeWine and Jon Husted	Republican	556 (43.75%)
			Total Votes: 1,271

### For Attorney General

	Name	Party	Votes
	Jeffrey A. Crossman	Democrat	651 (63.89%)
	Dave Yost	Republican	368 (36.11%)
			Total Votes: 1,019

For Auditor of State

	Name	Party	Votes
	Taylor Sappington	Democrat	654 (64.95%)
	Keith Faber	Republican	353 (35.05%)
	Total Votes: 1,007		

For Secretary of State

	Name	Party	Votes
	Chelsea Clark	Democrat	534 (52.56%)
	Frank LaRose	Republican	332 (32.68%)
	Terpsehore Tore Maras	n/a	150 (14.76%)
	Total Votes: 1,016		

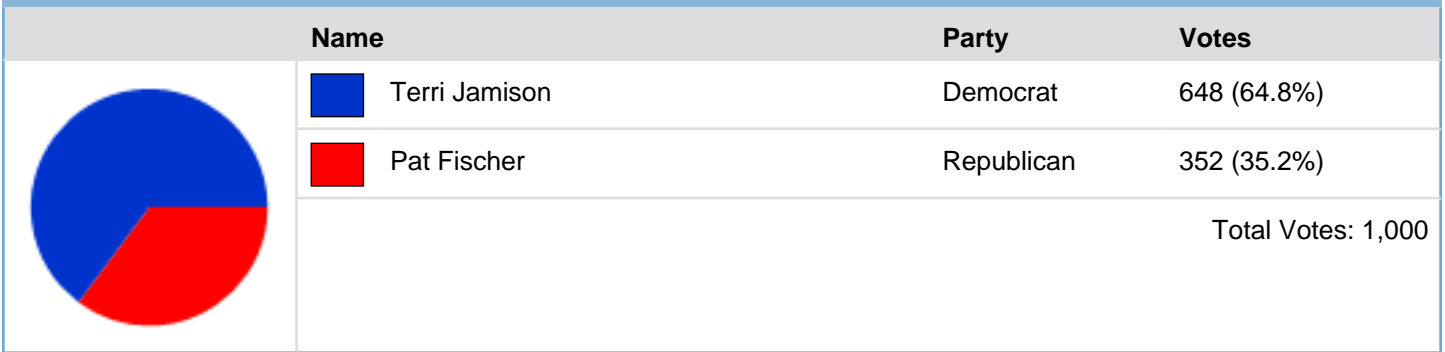
For Treasurer of State

	Name	Party	Votes
	Scott Schertzer	Democrat	669 (66.24%)
	Robert Sprague	Republican	341 (33.76%)
	Total Votes: 1,010		

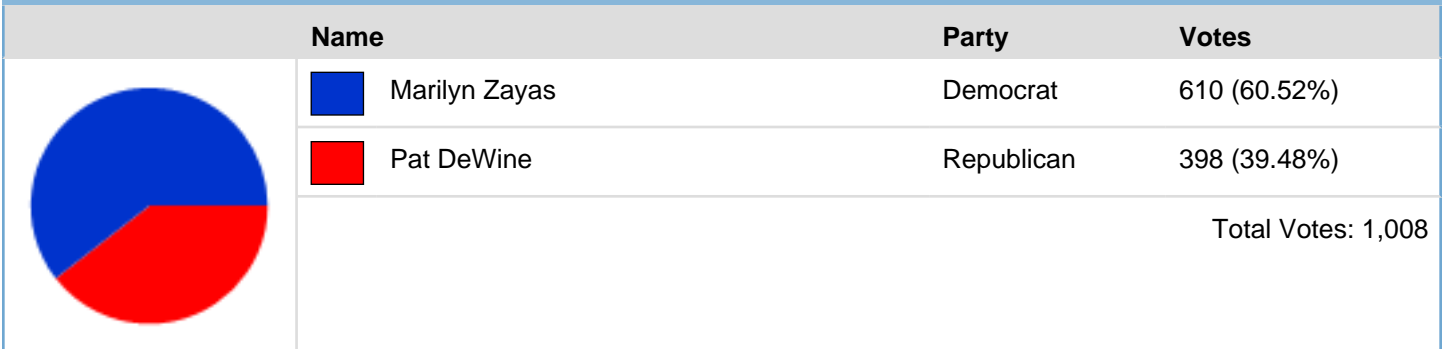
For Chief Justice of the Supreme Court

	Name	Party	Votes
	Jennifer Brunner	Democrat	621 (61.98%)
	Sharon L. Kennedy	Republican	381 (38.02%)
	Total Votes: 1,002		

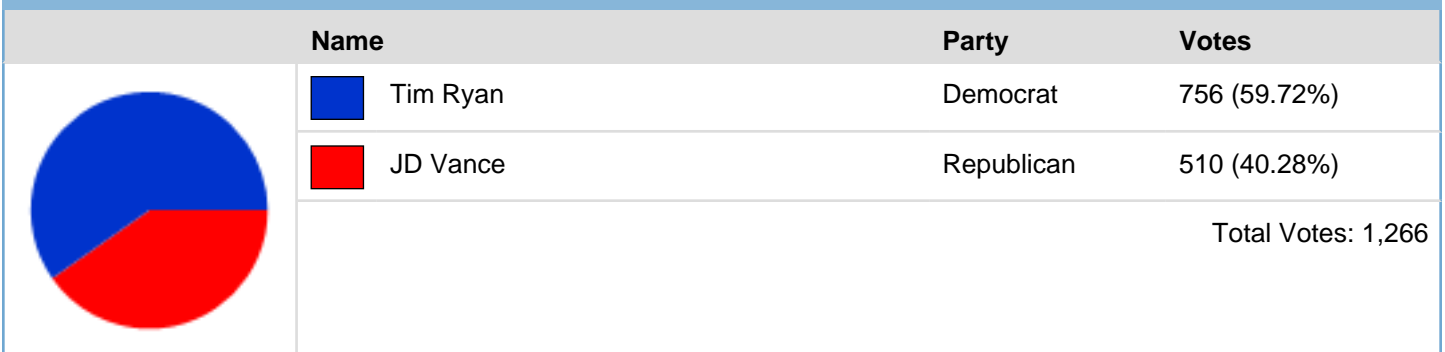
For Justice of the Supreme Court



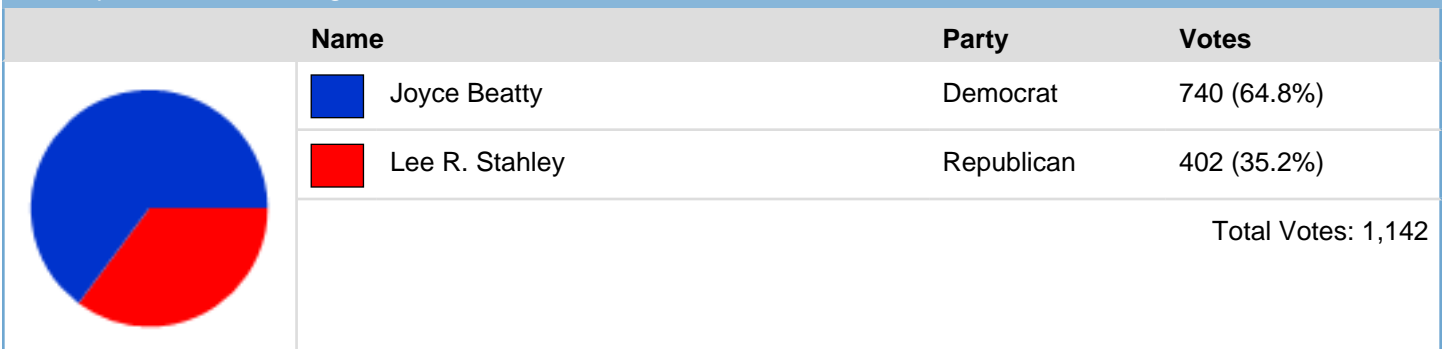
For Justice of the Supreme Court



For U.S. Senator




For Representative to Congress - District 3





For Representative to Congress - District 15

	Name	Party	Votes
	 Gary Josephson	Democrat	53 (54.08%)
	 Mike Carey	Republican	45 (45.92%)
			Total Votes: 98



For State Representative - District 1

	Name	Party	Votes
	 Dontavius Jarrells	Democrat	341 (100%)




For State Representative - District 2

	Name	Party	Votes
	 Latyna Humphrey	Democrat	26 (100%)



For State Representative - District 7

	Name	Party	Votes
	 Allison Russo	Democrat	108 (100%)




For State Representative - District 8

		Name	Party	Votes
		Beth Liston	Democrat	138 (68.66%)
		Zully Truemper	Republican	63 (31.34%)
				Total Votes: 201




For State Representative - District 9

		Name	Party	Votes
		Munira Abdullahi	Democrat	187 (100%)
				Total Votes: 187



For State Representative - District 10

		Name	Party	Votes
		Russell Harris	Democrat	63 (65.63%)
		David Dobos	Republican	33 (34.38%)
				Total Votes: 96




For State Senator - District 3

		Name	Party	Votes
		Tina Maharath	Democrat	57 (59.38%)
		Michele Reynolds	Republican	39 (40.63%)
				Total Votes: 96




For State Senator - District 15

		Name	Party	Votes
		Hearcel Craig	Democrat	373 (100%)
				Total Votes: 373



For State Senator - District 25

		Name	Party	Votes
		William DeMora	Democrat	162 (53.29%)
		Chandler Wysocki	Republican	142 (46.71%)
			Total Votes: 304	

For Judge of the Court of Appeals - District 10

		Name	Party	Votes
		Kristin Boggs	Democrat	603 (59.47%)
		Laura Nesbitt	Republican	411 (40.53%)
			Total Votes: 1,014	



For Judge of the Court of Appeals - District 10

		Name	Party	Votes
		Julia L. Dorrian	Democrat	946 (100%)
				Total Votes: 946

For Judge of the Court of Appeals - District 10

		Name	Party	Votes
		Carly Edelstein	Democrat	567 (56.03%)
		Keith McGrath	Republican	445 (43.97%)
				Total Votes: 1,012




For Judge of the Court of Appeals - District 10

		Name	Party	Votes
		David Leland	Democrat	944 (100%)
				Total Votes: 944




For County Commissioner

		Name	Party	Votes
		Erica C. Crawley	Democrat	234 (66.29%)
		Luis Gil	Republican	119 (33.71%)
				Total Votes: 353


For County Auditor

		Name	Party	Votes
		Michael Stinziano	Democrat	241 (67.89%)
		Jarrod Golden	Republican	114 (32.11%)
				Total Votes: 355



For Judge of the Court of Common Pleas (General Division)

	Name	Party	Votes
	 Michael J. Holbrook	n/a	211 (59.94%)
	 Zach Gwin	n/a	141 (40.06%)
			Total Votes: 352



For Judge of the Court of Common Pleas (General Division)

	Name	Party	Votes
	 Jessica Barwell	n/a	185 (52.41%)
	 Julie M. Lynch	n/a	168 (47.59%)
			Total Votes: 353

For Judge of the Court of Common Pleas (General Division)



	Name	Party	Votes
	 Mark A. Serrott	n/a	335 (100%)

For Judge of the Court of Common Pleas (General Division)



	Name	Party	Votes
	 Jeffrey M. Brown	n/a	332 (100%)






For Judge of the Court of Common Pleas (General Division)

	Name	Party	Votes
	 Sheryl Munson	n/a	332 (100%)
	Total Votes: 332		



For Judge of the Court of Common Pleas (General Division)

	Name	Party	Votes
	 Colleen O'Donnell	n/a	170 (50.3%)
	 Andria Noble	n/a	168 (49.7%)
Total Votes: 338			

For Judge of the Court of Common Pleas (General Division)

	Name	Party	Votes
	 Bill Sperlazza	n/a	179 (52.19%)
	 Will Ireland	n/a	164 (47.81%)
Total Votes: 343			

For Judge of the Court of Common Pleas (General Division)

	Name	Party	Votes
	 Kimberly Cocroft	n/a	328 (100%)
	Total Votes: 328		

For Judge of the Court of Common Pleas (Domestic Relations Division)

	Name	Party	Votes
	Kim A. Browne	n/a	190 (55.56%)
	Don Roberts	n/a	152 (44.44%)
			Total Votes: 342

For Judge of the Court of Common Pleas (Domestic Relations Division)

	Name	Party	Votes
	Douglas Nobles	n/a	188 (54.97%)
	Janie Roberts	n/a	154 (45.03%)
			Total Votes: 342

Statewide Issue 1

Name	Yes Votes	No Votes	Total
Proposed Constitutional Amendment	285 (84.32%)	53 (15.68%)	338

Statewide Issue 2

Name	Yes Votes	No Votes	Total
Proposed Constitutional Amendment	217 (63.27%)	126 (36.73%)	343

Local Issue 10 - Proposed Tax Levy (Renewal)

Name	Yes Votes	No Votes	Total
For Senior Citizen Services	253 (73.55%)	91 (26.45%)	344

Local Issue 14 - Proposed Bond Issue 1

Name	Yes Votes	No Votes	Total
For Health, Safety and Infrastructure	256 (73.99%)	90 (26.01%)	346

## Local Issue 15 - Proposed Bond Issue 2

Name	Yes Votes	No Votes	Total
For Recreation and Parks	244 (70.11%)	104 (29.89%)	348

## Local Issue 16 - Proposed Bond Issue 3

Name	Yes Votes	No Votes	Total
For Neighborhood Development	249 (72.38%)	95 (27.62%)	344

## Local Issue 17 - Proposed Bond Issue 4

Name	Yes Votes	No Votes	Total
For Public Service	249 (72.81%)	93 (27.19%)	342

## 25. Local Issue 18 - Proposed Bond Issue 5

Name	Yes Votes	No Votes	Total
For Public Utilities	249 (72.81%)	93 (27.19%)	342

## Local Issue 19 - Proposed Charter Amendment 1

Name	Yes Votes	No Votes	Total
City of Columbus: Amendment No. 1, Initiative Process	238 (70%)	102 (30%)	340

## Local Issue 20 - Proposed Charter Amendment 2

Name	Yes Votes	No Votes	Total
City of Columbus: Amendment No. 2, Civil Service	237 (68.7%)	108 (31.3%)	345

## 28. Local Issue 21 - Proposed Charter Amendment 3

Name	Yes Votes	No Votes	Total
City of Columbus: Amendment No. 3, City Modernization	255 (73.7%)	91 (26.3%)	346