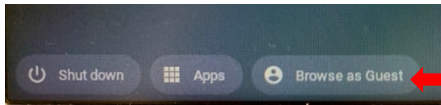


To update your Chromebook, follow these steps:

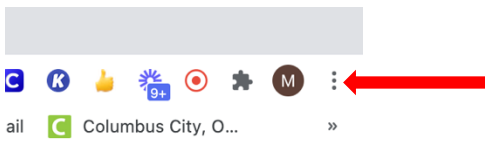
- Open Chromebook
- Click on Browse as Guest at the bottom of the screen



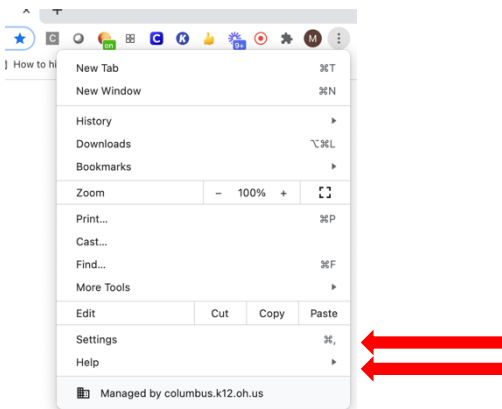
- Click on the Chrome Browser at the bottom of the screen



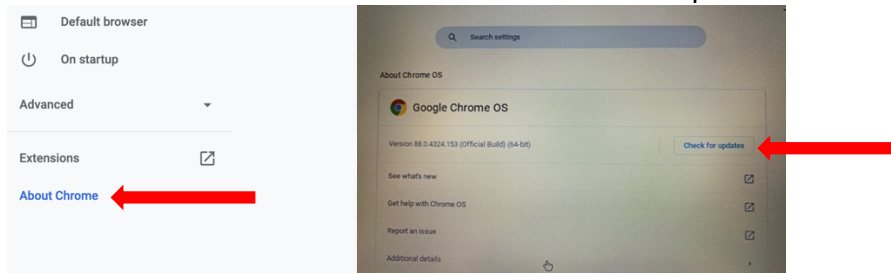
- Click on the 3 dots at the top right-hand corner



- Click on the Settings or Help from the drop-down menu



- Click on About Chrome and then click on Check for Updates



- The updates will run automatically and when it is finished you need to click on Restart