



How to Join Google Classroom

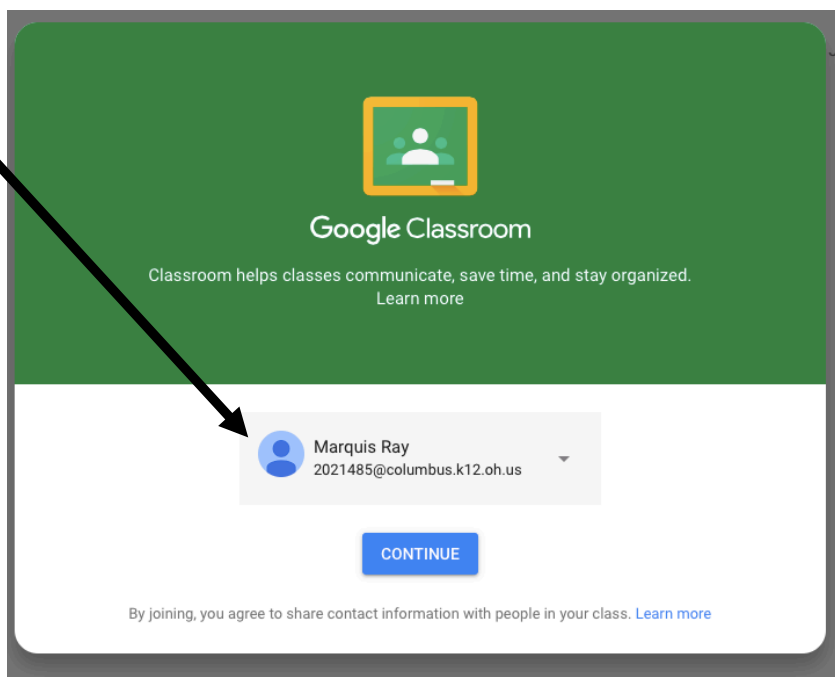
For Students




Go to the following website: classroom.google.com

1. Sign into your CCS Google Account. Your school Google Account is IDnumber@columbus.k12.oh.us. The password is your birthday MM-DD-YYYY. Be sure to include the @columbus.k12.oh.us. It will not allow you to access Classroom without your school account.

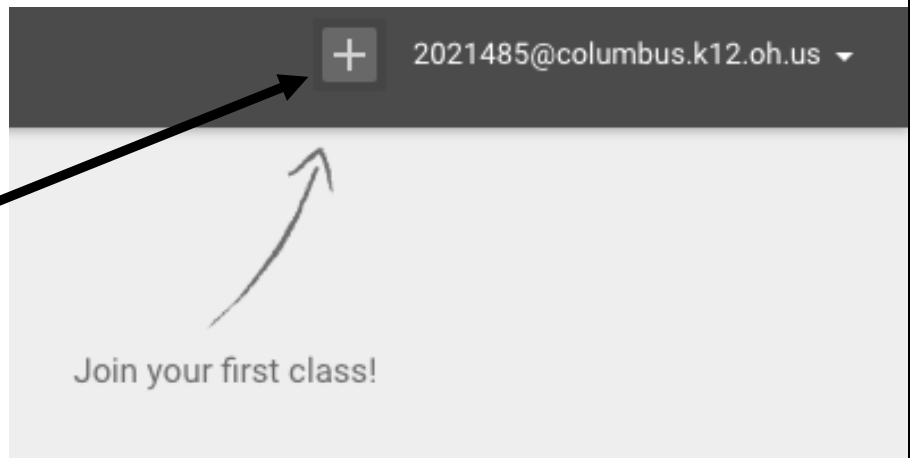
2. Be sure you are signed into Your CCS Google Account. Click **Continue**.



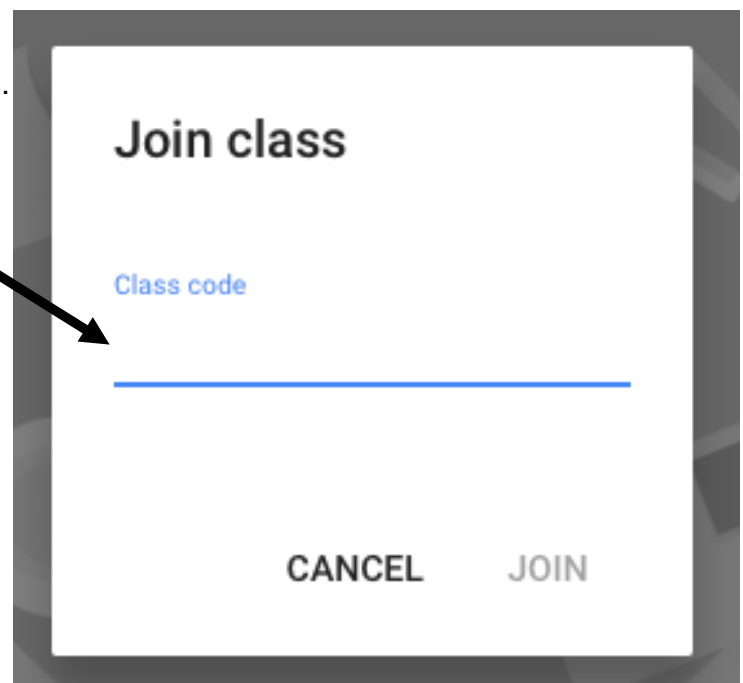
3. Select **I'm A Student**.



4. Join your first class by clicking on the **+** (plus).



5. Type in the **Class Code** and Click Join.
Your teacher will need to give you the class code.



Note: You will need to only join the class once with the code. Use **classroom.google.com** to navigate to your class. You will need to always make sure you are signed into your CCS Google Account. You will see tiles for any class that you have joined. Simply click on the class you want to view. Use the +(plus) sign to join additional classes. You can also navigate between classes using the three-line menu in the top left corner.

