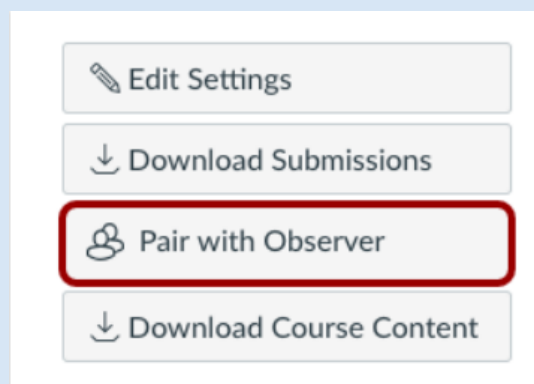
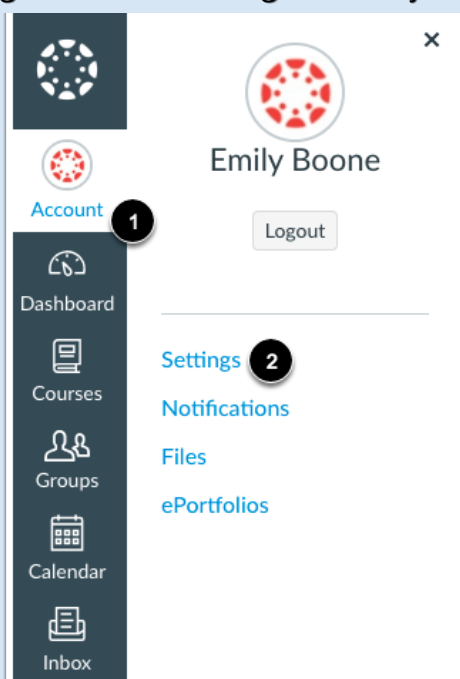


In addition to the tips below, this [Introduction to Canvas](#) video will guide you step by step through the account creation process and other useful features. A parent or guardian is called an Observer in Canvas.

You need a **PAIRING CODE** to be an **OBSERVER**:

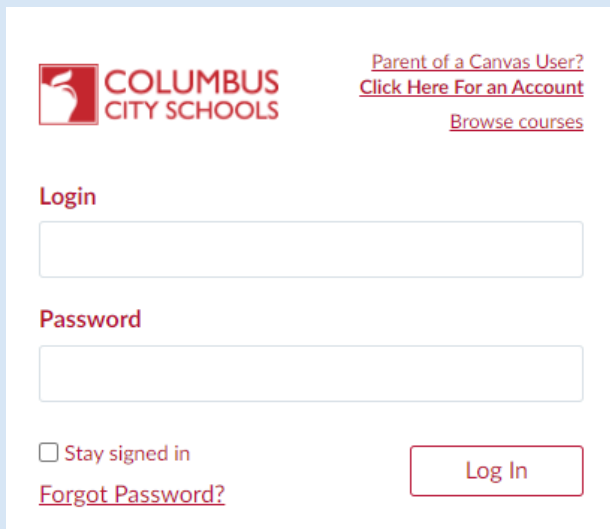
Your child can generate a code through their online Canvas account. You only have to pair with a student once for as long as they are in the district. You can also add the pairing code later after creating your account (see below FAQs).

Note: Pairing codes cannot be generated from the Canvas mobile apps.



Create Your **OBSERVER CANVAS** Account:

Using a Browser - Go to: <https://ccsoh.instructure.com/login/canvas> and click '**Parent of a Canvas User?**'. Enter your signup details on the screen.



Resources: [How do I sign up online?](#); [Account Registration and Pairing Video](#)

Using the App: After downloading the Canvas Parent App to your mobile device, click on 'Find School' and follow the signup directions.

Tip! If you have created an account online already, you can [generate a QR code to quickly log in to the app](#).

Resources: [Canvas Parent App Video](#); Create Account in [Android](#) or [iOS](#).

Frequently Asked Questions

If I have multiple students, do I need to create multiple accounts?

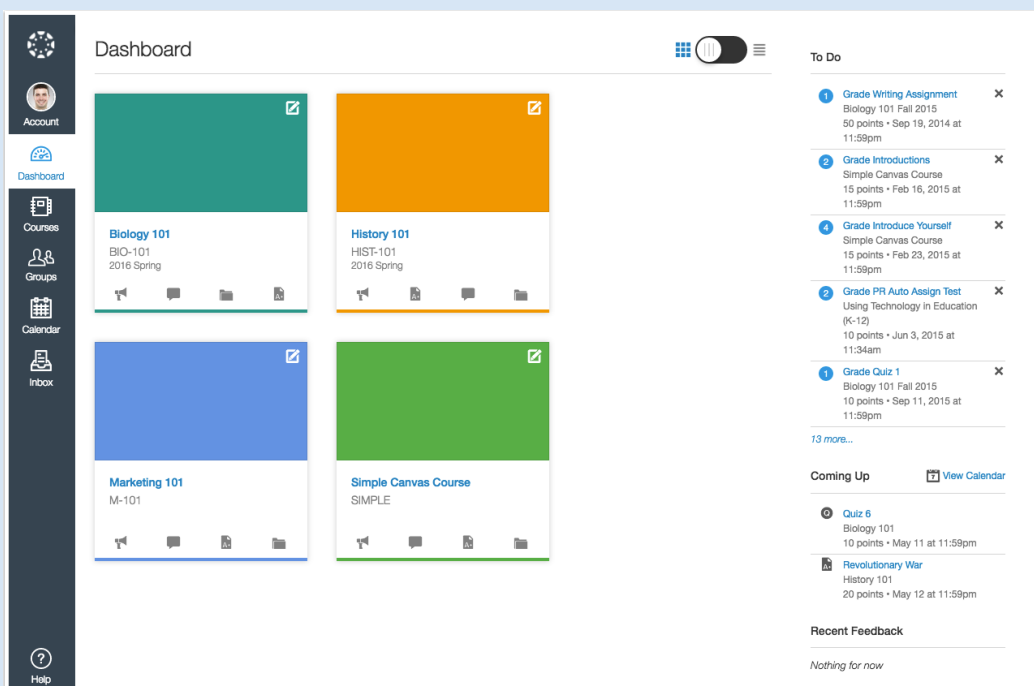
No. Additional students can be linked to a single Observer account, but you will need to generate a new Pairing Code associated with the new student.

Can a single pairing code be used by two separate Observers?

No. The student will need to generate a different pairing code for each observer. For example, two parents of the same child will each need to use a unique pairing code.

What is the Dashboard and how do I customize it? (online only)

The Dashboard shows each of your child's courses. You can customize the course cards with a nickname or other colors as well.



What's on the Calendar?

Anything with a due date appears on the calendar automatically. Teachers may place other activities on it as well but it is advisable to look through a course for more detail.

- View the calendar online.
- View calendar on the App - iOS, Android.

How do I message a teacher?

The Canvas Inbox allows you to communicate with teachers - online, iOS, Android.

Frequently Asked Questions

How do I view grades & other course information?

- Online - Select '**View Grades**' from the Dashboard's right side for an overview of all courses. Select a Course Card from the Dashboard or a specific course from Courses for more detail.
- App - clicking on Courses at the bottom will show all grades. Clicking on a specific course will show additional information - [iOS](#), [Android](#).

How do I adjust my notifications if I'm getting too many messages? (online only)

Go to Account > Notifications and adjust your preferences.

Notification Preferences				
<input checked="" type="checkbox"/> Notify me right away <input type="checkbox"/> Send daily summary <input checked="" type="checkbox"/> Send weekly summary <input checked="" type="checkbox"/> Do not send me anything				
Course Activities	Email Address emily.boone.canvas@gmail.com	Email Address emboone86@gmail.com	Cell Number 8013196118@txt.att.net	Push Notification For All Devices
Due Date	<input checked="" type="checkbox"/> <input type="checkbox"/> <input type="checkbox"/> <input type="checkbox"/> <input type="checkbox"/>	<input checked="" type="checkbox"/> <input type="checkbox"/> <input type="checkbox"/> <input type="checkbox"/> <input type="checkbox"/>	<input checked="" type="checkbox"/> <input type="checkbox"/>	<input checked="" type="checkbox"/> <input type="checkbox"/>
Grading Policies	<input type="checkbox"/> <input checked="" type="checkbox"/> <input type="checkbox"/> <input type="checkbox"/> <input type="checkbox"/>	<input checked="" type="checkbox"/> <input type="checkbox"/> <input type="checkbox"/> <input type="checkbox"/> <input type="checkbox"/>	<input checked="" type="checkbox"/> <input type="checkbox"/>	<input checked="" type="checkbox"/> <input type="checkbox"/>
Course Content	<input checked="" type="checkbox"/> <input type="checkbox"/> <input type="checkbox"/> <input type="checkbox"/> <input type="checkbox"/>	<input checked="" type="checkbox"/> <input type="checkbox"/> <input type="checkbox"/> <input type="checkbox"/> <input type="checkbox"/>	<input checked="" type="checkbox"/> <input type="checkbox"/>	<input checked="" type="checkbox"/> <input type="checkbox"/>
Files	<input checked="" type="checkbox"/> <input type="checkbox"/> <input checked="" type="checkbox"/> <input type="checkbox"/> <input type="checkbox"/>	<input checked="" type="checkbox"/> <input type="checkbox"/> <input type="checkbox"/> <input type="checkbox"/> <input type="checkbox"/>	<input checked="" type="checkbox"/> <input type="checkbox"/>	<input checked="" type="checkbox"/> <input type="checkbox"/>
Announcement	<input checked="" type="checkbox"/> <input type="checkbox"/> <input type="checkbox"/> <input checked="" type="checkbox"/> <input type="checkbox"/>	<input checked="" type="checkbox"/> <input type="checkbox"/> <input type="checkbox"/> <input type="checkbox"/> <input type="checkbox"/>	<input checked="" type="checkbox"/> <input type="checkbox"/>	<input checked="" type="checkbox"/> <input type="checkbox"/>
Announcement Created By You	<input checked="" type="checkbox"/> <input type="checkbox"/> <input type="checkbox"/> <input type="checkbox"/> <input type="checkbox"/>	<input checked="" type="checkbox"/> <input type="checkbox"/> <input type="checkbox"/> <input type="checkbox"/> <input type="checkbox"/>	<input checked="" type="checkbox"/> <input type="checkbox"/>	<input checked="" type="checkbox"/> <input type="checkbox"/>

Set Alerts on the App!

- Manage alerts for your students - [iOS](#), [Android](#). Click Manage Students > select student > adjust alerts. Includes: course grades, missing assignments, assignment grades, and announcements.
- View your alerts ([iOS](#)) ([Android](#))

Tip! - Select an Assignment to set a reminder. (iOS, Android)

This guide, '[What can you see as an Observer?](#)' provides a detailed overview of Canvas features you can participate in and covers what parts of a course are visible to you.

Need more information? Try the [Canvas Observer/Parent Guides](#).