

STUDENTS LEADING THE WAY



Board of Education Goals and Guardrails

Goals



Strengthen Reading Proficiency

The percentage of third-grade students proficient in Reading on the Ohio State Test (OST) will increase from 43% (or a decline in the benchmark due to COVID) in School Year 2018-2019 to 55% by June of 2026.



Close Opportunity Gaps

The percentage of 4-year graduation cohort students who complete state and district graduation requirements will increase from 81.4% in August 2020 (or a decline in the benchmark due to COVID) to 86% in August 2026.



Develop Portrait-Ready Graduates

The percentage of the Class of 2028 who earn the Portrait of a Graduate Seal will increase from 0% in June 2022 to 25% by June 2028.

Guardrails

Guardrails are operational actions, typically strategic not tactical, which the superintendent may not use or allow in pursuit of the district's goals. Guardrails are based on the community's values, aligned with the district's educational vision and goals, and are non-negotiable.

Support Intervention Systems

The superintendent will not allow Multi-Tiered Systems of Support (MTSS) to be under-resourced.

Align Resources Equitably

The superintendent will not allow any region to be without strong learning communities.

Prioritize A Whole Child Focus

The superintendent will not allow the district to ignore a whole child approach.

Ensure A Culturally-Responsive Staff

The superintendent will not allow cultural non-responsivity to impact student experience or staff effectiveness.



Columbus City Schools Board of Education


Jennifer Adair, President • Christina Vera, Vice President

Carol Beckerle • Eric S. Brown • Michael Cole • Dr. Tina D. Pierce • Ramona R. Reyes

STUDENTS LEADING THE WAY



Board of Education Goals & Interim Progress Measures


 Strengthen Reading Proficiency		Baseline	2021-2022	2022-2023	2023-2024	2024-2025	2025-2026
		Goal 1	The percentage of third-grade students proficient in Reading on the Ohio State Test (OST) will increase from 43% (or a decline in the benchmark due to COVID) in School Year 2018-2019 to 55% by June of 2026.	23.0%	29.4%	35.8%	42.2%
Interim Progress Measure 1.1	The percentage of kindergarten students considered proficient on the diagnostic assessment or who have exceeded growth expectations will increase from 38.2% in May 2019 to 54% in June 2026.	38.2%	41.0%	45.0%	48.0%	51.0%	54.0%
Interim Progress Measure 1.2	The percentage of first grade students considered proficient on the diagnostic assessment or who have exceeded growth expectations will increase from 31.8% in May 2019 to 58% in June 2026.	31.8%	37.0%	42.0%	47.0%	53.0%	58.0%
Interim Progress Measure 1.3	The percentage of second grade students considered proficient on the diagnostic assessment or who have exceeded growth expectations will increase from 32.7% in May 2019 to 65% in June 2026.	32.7%	39.0%	46.0%	52.0%	58.0%	65.0%

*Interim Progress Measures will be evaluated at the end of three years to determine the following: (1) whether the Interim Progress Measures are sufficiently predictive of the Board goal; (2) whether the targets for the Interim Progress Measures are sufficiently predictive of the Board Goal; and (3) whether the Interim Progress Measures and/or targets should be modified or replaced with measures or targets that are more predictive of the Board Goal.

STUDENTS LEADING THE WAY



Board of Education Goals & Interim Progress Measures


 Close Opportunity Gaps		Baseline	2021-2022	2022-2023	2023-2024	2024-2025	2025-2026
		Goal 2	The percentage of 4-year graduation cohort students who complete state and district graduation requirements will increase from 81.4% in August 2020 (or a decline in the benchmark due to COVID) to 86% in August 2026.	79.6%	80.9%	82.2%	83.5%
Interim Progress Measure 2.1	The percentage of ninth grade students who are on track to graduate will increase from 57% in June 2021 to 67% in June 2026.	57.0%	59.0%	61.0%	63.0%	65.0%	67.0%
Interim Progress Measure 2.2	The percentage of 10th grade students who are on track to graduate will increase from 57% in June 2021 to 67% in June 2026.	57.0%	59.0%	61.0%	63.0%	65.0%	67.0%
Interim Progress Measure 2.3	The percentage of 11th grade students who are on track to graduate will increase from 59% in June 2021 to 69% in June 2026.	59.0%	61.0%	63.0%	65.0%	67.0%	69.0%

*Interim Progress Measures will be evaluated at the end of three years to determine the following: (1) whether the Interim Progress Measures are sufficiently predictive of the Board goal; (2) whether the targets for the Interim Progress Measures are sufficiently predictive of the Board Goal; and (3) whether the Interim Progress Measures and/or targets should be modified or replaced with measures or targets that are more predictive of the Board Goal.

STUDENTS LEADING THE WAY



Board of Education Goals & Interim Progress Measures

 Develop Portrait-Ready Graduates		Baseline	2021-2022	2022-2023	2023-2024	2024-2025	2025-2026
Goal 3	The percentage of the Class of 2028 who earn the Portrait of a Graduate Seal will increase from 0% in June 2022 to 25% by June 2028.	0%	0%	0%	10%	15%	25%
Interim Progress Measure 3.1	The percentage of fifth grade students who complete the Charter Portrait of Graduate Project will increase from 0% in June 2021 to 80% by June 2026.	0%	0%	20%	40%	60%	80%
Interim Progress Measure 3.2	The percentage of eighth grade students who complete the Portrait of a Graduate Personalized Plan for high school will increase from 0% in June 2021 to 80% by June 2026.	0%	0%	20%	40%	60%	80%
Interim Progress Measure 3.3	The percentage of 10th grade students who are on track to meet the requirements for the Portrait of a Graduate seal will increase from 0% in June 2021 to 30% by June 2026.	0%	0%	15%	20%	25%	30%

*Interim Progress Measures will be evaluated at the end of three years to determine the following: (1) whether the Interim Progress Measures are sufficiently predictive of the Board goal; (2) whether the targets for the Interim Progress Measures are sufficiently predictive of the Board Goal; and (3) whether the Interim Progress Measures and/or targets should be modified or replaced with measures or targets that are more predictive of the Board Goal.

STUDENTS LEADING THE WAY



Board of Education Guardrails & Interim Progress Measures

Guardrail 1: Support Intervention Systems The superintendent will not allow Multi-Tiered Systems of Support (MTSS) to be under-resourced.		Baseline	2021-2022	2022-2023	2023-2024	2024-2025	2025-2026
Interim Progress Measure 1.1	CCS will develop and implement a systemic Multi-Tiered Systems of Supports (MTSS) structure that integrates behavioral and academic supports with fidelity as measured by the district implementation rubric with a minimum of 85% of our schools demonstrating "Innovating & Sustaining" by June 2026.	0%	0%	10%	30%	55%	85%
Interim Progress Measure 1.2	The school climate student favorable responses from the Panorama SEL survey will increase from 60% in April 2021 to 70% by April 2026.	60%	62%	64%	66%	68%	70%
Interim Progress Measure 1.3	The Tiered Fidelity Inventory (TFI) score for Tier 1 will increase from 76% of schools scoring 70% or higher in 2021 to 90% of schools scoring 70% or higher by June 2026.	76%	79%	82%	85%	88%	90%

STUDENTS LEADING THE WAY



Board of Education Guardrails & Interim Progress Measures

Guardrail 2: Prioritize A Whole Child Focus The superintendent will not allow the district to ignore a whole child approach.		Baseline	2021-2022	2022-2023	2023-2024	2024-2025	2025-2026
Interim Progress Measure 2.1	Job-embedded professional development and coaching in restorative practices will increase from 10% of buildings trained in 2021 to 40% of buildings trained in 2026.	10%	16%	22%	28%	34%	40%
Interim Progress Measure 2.2	Supportive relationship responses from the Panorama SEL survey will increase from 80% in April 2021 to 85% in April 2026.	80%	81%	82%	83%	84%	85%
Interim Progress Measure 2.3	Tiered Fidelity Inventory (TFI) score for Tier 2* will increase from 25% of schools scoring 70% or higher in 2021 to 70% of schools scoring 70% or higher by June of 2026.	25%	34%	43%	52%	61%	70%

*This includes focused support from external partners as well.

STUDENTS LEADING THE WAY



Board of Education Guardrails & Interim Progress Measures

Guardrail 3: Align Resources Equitably The superintendent will not allow any region to be without strong learning communities.		Baseline	2021-2022	2022-2023	2023-2024	2024-2025	2025-2026
Interim Progress Measure 3.1	Columbus City Schools will develop a multi-dimensional measure of student need to inform an equitable budgeting process.	0%	0%	0%	50%	100%	100%
Interim Progress Measure 3.2	The percentage of personnel allocated to leadership roles based on district developed internal metrics for educator effectiveness will increase from 0% in May 2021 to 30% in May 2026.	0%	0%	0%	10%	20%	30%
Interim Progress Measure 3.3	Columbus City Schools will increase from 0% in June 2021 in the project of creating, implementing, and normalizing a school-based comprehensive staffing model to 100% by June 2026.	0%	0%	0%	25%	50%	100%

STUDENTS LEADING THE WAY



Board of Education Guardrails & Interim Progress Measures

Guardrail 4: Ensure A Culturally-Responsive Staff The superintendent will not allow cultural non-responsivity to impact student experience or staff effectiveness.		Baseline	2021-2022	2022-2023	2023-2024	2024-2025	2025-2026
Interim Progress Measure 4.1	The percentage of Columbus City Schools staff who complete the Equity and Inclusion Diagnostic Survey Instrument will increase from 0% in May 2021 to 60% by May 2026.	0%	15%	30%	45%	55%	60%
Interim Progress Measure 4.2	Student positive responses to the Belonging scale of the Panorama Equity and Inclusion survey will increase from XX% in April of 2022 to XX% in April of 2026.	Baseline		Improvement toward the national average. Annual targets will be set after the baseline is collected.			
Interim Progress Measure 4.3	Staff responses to the Cultural Awareness and Action scale of the Panorama Equity and Inclusion survey will increase from XX% in April of 2022 to XX% in April of 2026.	Baseline		Improvement toward the national average. Annual targets will be set after the baseline is collected.			