



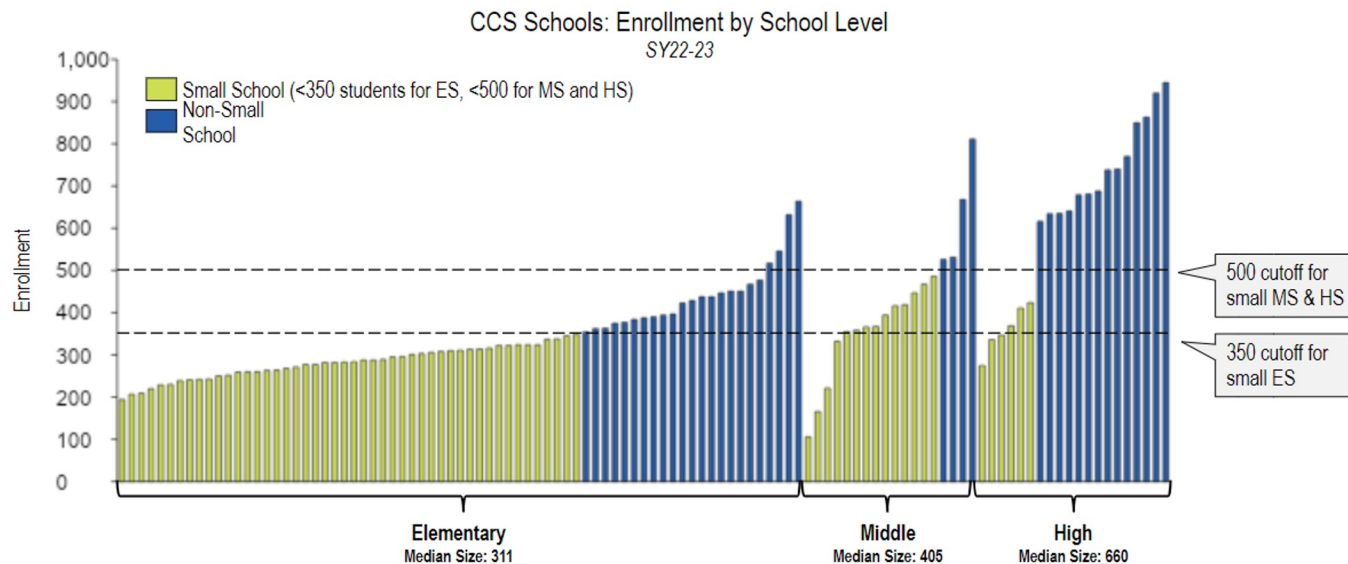
Community Facilities Task Force Final Recommendations

June 25, 2024

Identifying Opportunities

Small Schools

CCS has a significant number of small schools across school levels



Note: 350 student cutoff for small elementary schools is the approximate point at which a typical school goes from two strands to three strands per grade. 500 student cutoff for small MS and HS represents 125 students per grade in HS, which allows for 4-5 strands to afford departmentalization and electives.

Source: CCS Enrollment Headcount October 2022

5

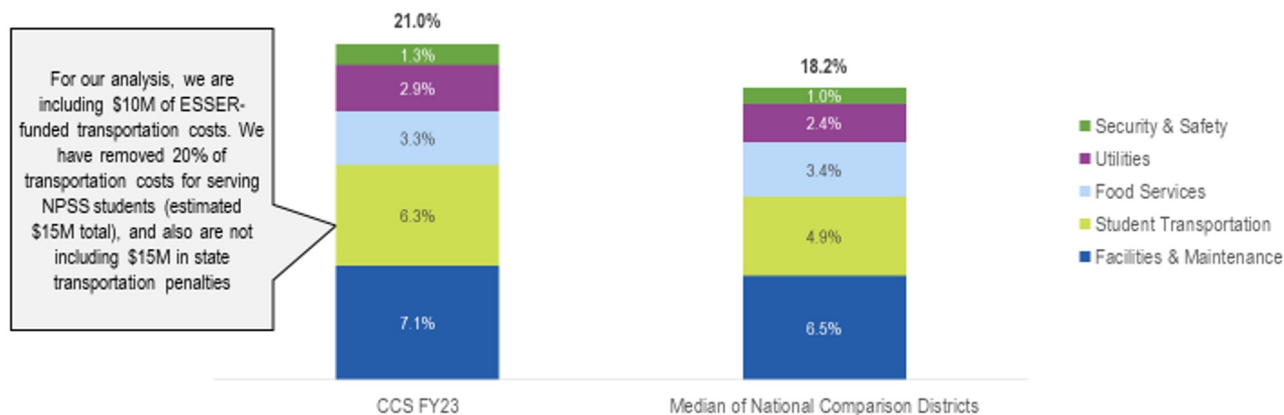
Statement of Facts for the Levy

- Presented & approved by the Board in September 2023
- Sunsetting of ESSER
- Issue 11 Investments
- District footprint & age of buildings
- Consolidation needs

Operations & Maintenance Spend

CCS spends more on Operations & Maintenance than national comparison districts, driven by higher spend on Facilities & Maintenance and Transportation

% of PreK-12 Operating Dollars Spent by Function within Operations & Maintenance



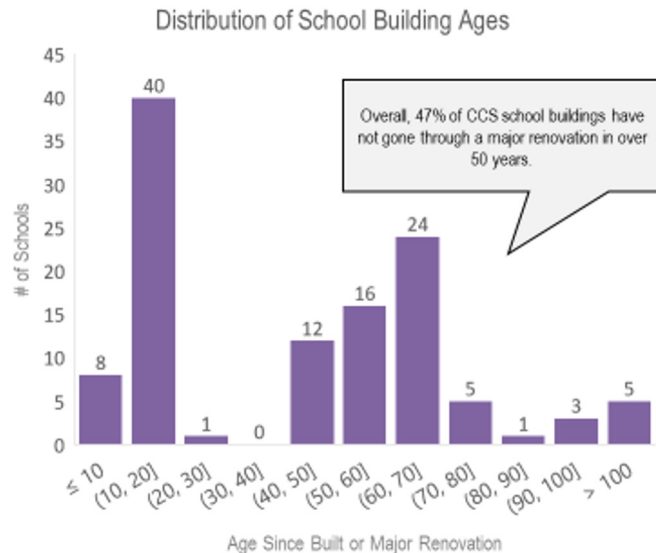
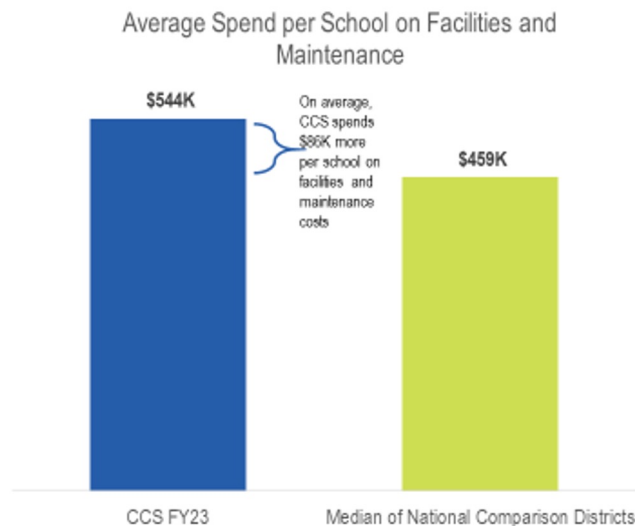
Note: Includes ESSER spending on personnel for CCS, and a small portion of recurring ESSER spending on non-personnel (summer school and transportation). Excludes ESSER spending for comparison districts, if applicable.

Source: CCS FY23 Expenditures; CCS Payroll; CCS Employee Level Budgeted Salary Payments; CCS Vacancy Report; ERS Comparative Database; Ohio DoE District Expenditures [Report Card](#), 2021-22

State Comparison: Relative to State Peers, CCS also has higher spend on Facilities and Maintenance and Student Transportation.

Facilities & Maintenance Spend

CCS spends more on Facilities & Maintenance per school than national comparisons – which *could* be related to the age of CCS buildings



Note: ESSER funded non-personnel is excluded from facilities and maintenance for CCS and comparison district data collected during ESSER.

Sources: CCS FY23 Expenditures; CCS Payroll; CCS Employee Level Budgeted Salary Payments; CCS Vacancy Report; ERS Comparative Database; CCS Facilities Master Plan Data

49

Impact of Small Schools

Impact of Small Schools

Sample Elementary School
Class Sizes

	Homeroom A	Homeroom B
K	15	14
1	13	15
2	25	
3	14	14
4	26	
5	17	15

Approximately 350
elementary school teachers
in CCS have **zero or**
one same-grade peers to
collaborate with

Impact of Small Schools



- ~**80%** of elementary schools in CCS **don't have a full-time Art teacher**
- ~**50%** of elementary schools **don't have a full-time PE teacher**
- ~**40%** of elementary schools **don't have a full-time Music Teacher**

Impact of Small Schools

Small High School Less than 500 Students

Course	# sections
SPANISH I	2
SPANISH II	2
SPANISH III	1

Large High School More than 500 Students

Course	# sections
SPANISH I	4
SPANISH II	3
SPANISH III	2
SPANISH IV	1
SPANISH V	1
AMERICAN SIGN LANG I	3
AMERICAN SIGN LANG II	1
AMERICAN SIGN LANG III	1
FRENCH I	2
FRENCH II	1
FRENCH III	2
FRENCH IV	1
FRENCH V	2

Impact of Small Schools

OHSAA Football Divisions

Division	Adjusted Enrollment
I	606 and more
II	605 - 376
III	375 - 270
IV	269 - 202
V	201 - 154
VI	153 - 113
VII	112 and less



Impact of Small Schools



- **More than half** of students receiving **Special Education services** have to attend a school other than their neighborhood school to receive services
- Only about **half** of schools in CCS have **at least one full-time ELL teacher**

Impact of Small Schools



- The **caseloads for school counselors** range from about **100 to more than 500** across schools
- **Less than 15%** of schools in CCS have a **full-time social worker**

Community Facilities Task Force

Board Policy 7105

In determining which school or schools shall be closed, a task force comprised of internal and external participants shall be created by the Superintendent and approved by the Board of Education.



Task Force's Mission

To realign our learning communities to expand robust programming for Columbus City Schools students that align with the needs of our evolving community.

Community Facilities Task Force Recommendations Prioritize

- Standardizing grade bands in buildings
- Increasing access to academic and extracurricular programs
- Fostering equitable service delivery opportunities
- Honoring prior taxpayer investments

Superintendent's Community Facilities Task Force



- Open dialogue with the community during Community Forums and Gallery Walks hosted at several sites across Columbus.
- Gain crucial feedback from our community to help the Task Force make informed recommendations that reflect our community's needs and priorities.

Feedback from Community Events

The community engagement dates, formats, and locations:

May 2nd Panel @ Ft. Hayes
May 16th Shepard Library
May 16th Central Office
May 16th Eastmoor Academy
May 29th Virtual Town Hall
May 30th Central Office
May 30th Schiller Park

June 1st Radio 1 Town Hall
June 4th Community Grounds Cafe
June 5th Barnett Rec.
June 5th Whetstone High School
June 6th Virtual Town Hall
June 6th Olde Orchard Elementary
June 6th Briggs High School

Robust community feedback:

- Over 4000 responses to the survey to prioritize factors for consideration
- Over 1700 responses to the scenario surveys - from 80 for Scenario 4 to 360 for Scenario 3B
- Over 900 attendees and viewers in the Elevate Panel and survey
- 430 community members signed in at our in-person engagement events

Superintendent Community Facilities Task Force Final Recommendations for Moving Forward

Initial Recommendations

The initial recommendation named eighteen schools and two facilities for possible closure presented to the Board of Education May 7, 2024:

Potential Closures

Buckeye	Innis
Marion-Franklin	North Linden
Siebert	Northtowne
Moler	Duxberry
Fairwood	Cranbrook
McGuffey (Facility)	Hubbard
Broadleigh	Ridgeview
West Broad	Johnson Park
Valleyview	Sherwood
Lindbergh	Everett (Facility)

Superintendent's Community Facilities Task Force Final Recommendations

School Closures

Community-Informed Recommendation

The following recommendation will close seven schools and two facilities with the following sites being impacted

Recommended Closures

Buckeye
Moler
Fairwood
McGuffey (Facility)*
Broadleigh
West Broad
Lindbergh
North Linden
Eastmoor Middle (Facility)**

Superintendent's Community Facilities Task Force Final Recommendations

School Closures: Phase I

Broadleigh Elementary School *(built 1952; FCI=95%)*

Final Proposal:

Merge Broadleigh Elementary School with Eastgate, East Columbus and Fairmoor Elementary Schools.

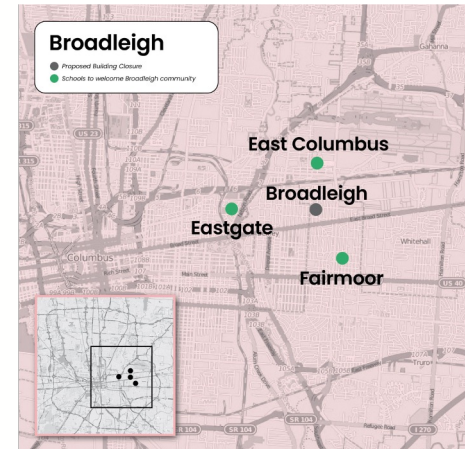
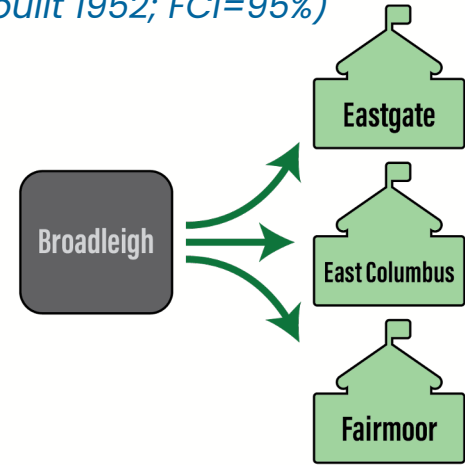
This recommendation closes Broadleigh Elementary School and welcomes those students into the Eastgate, East Columbus, and Fairmoor school communities. This will make better use of all three buildings, with an expected 88.5% utilization.

Revised Plan Incorporates Community Feedback:

- Provides services for English Language Learners
- Honor prior tax-payers investments

Rationale:

- Increase wrap around services for families
- Opportunity for more robust offerings
- Additional staff to provide services for ELL and students with special needs
- Families and students can access services closer to home



Fairwood (built 1924; FCI=111%) and Moler (built 1967; FCI=91%)

Final Proposal:

Combine Fairwood Elementary School with Ohio Avenue and Livingston Elementary Schools.

Combine Moler Elementary School with Lincoln Park and Livingston Elementary Schools.

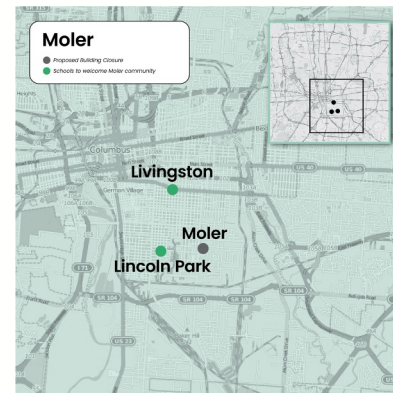
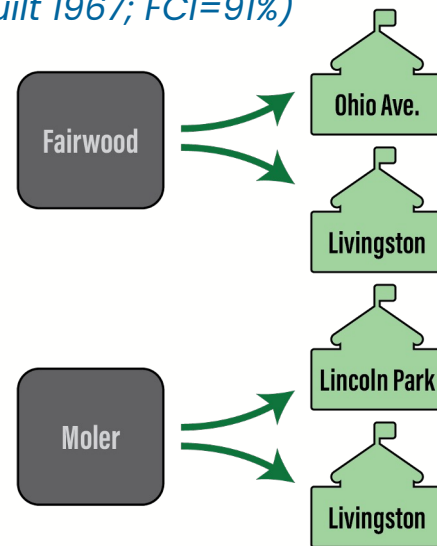
This recommendation will make better use of all three elementary school buildings (Ohio Avenue, Livingston and Lincoln Park). With an expected 87.49% utilization.

Revised Plan Incorporates Community Feedback:

- Minimize any transportation disruption

Rationale:

- Ohio Avenue, Livingston, and Lincoln Park ES are modernized learning environments
- Honor prior tax-payers investments by making complete utilization of these facilities



Lindbergh Elementary School *(built 1958; FCI=67%)*

Final Proposal:

Consolidate Lindbergh with Binns, Burroughs, and West Mound Elementary Schools.

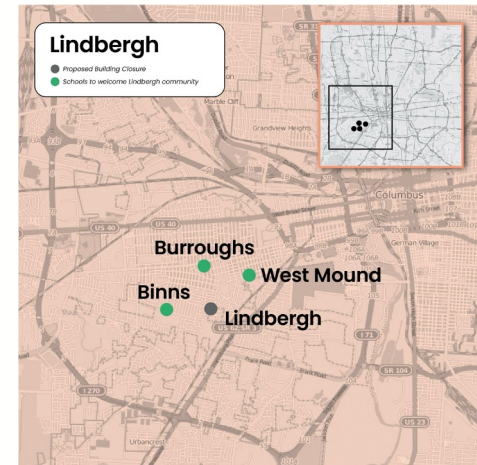
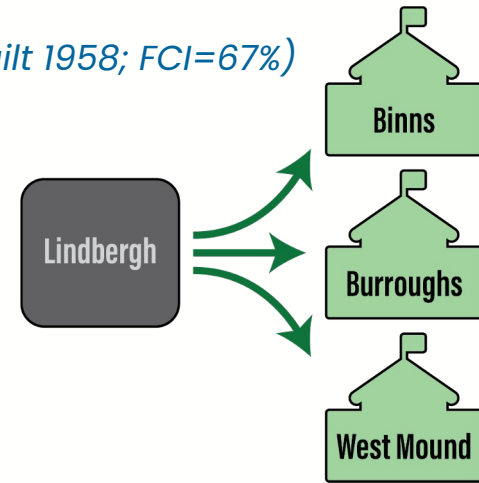
This recommendation closes Lindbergh Elementary School and welcoming those students into the Binns, Burroughs and West Mound school communities will make better use of all three buildings, with an expected 83.8% utilization.

Revised Plan Incorporates Community Feedback:

- Aging and under enrolled facility
- Binns, Burroughs, and West Mound Elementary Schools have all been renovated
- Maximizes the number of walkable schools

Rationale:

- Enhanced teaching and learning environment due to renovations
- Opportunity for more robust offerings
- Additional staff to provide services for ELL and students with special needs
- Families and students can access services closer to home



West Broad Elementary School

(built 1914; FCI=89%)

Final Proposal:

Combine West Broad with Westgate, Highland, and Valleyview Elementary School.

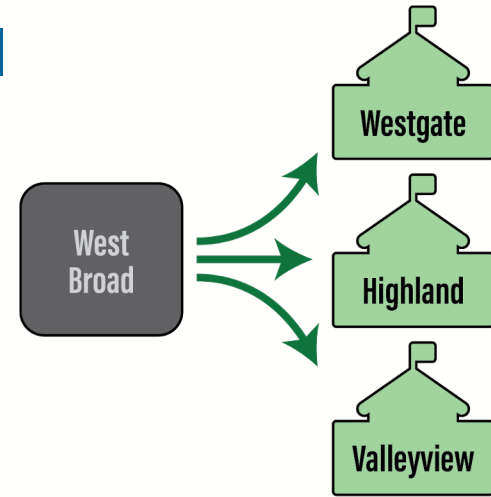
This recommendation closes West Broad Elementary School and welcomes those students into the Westgate, Highland and Valleyview school communities. This will make better use of all three buildings, with an expected 87.9% utilization.

Revised Plan Incorporates Community Feedback:

- Avoid overcrowding in remaining schools
- Keep one elementary school open north of Broad Street on a shared campus with Westmoor Middle School (Valleyview Elementary)
- Maximizes the number of walkable schools

Rationale:

- Opportunity for more robust offerings
- Additional staff to provide services for ELL and students with special needs
- Families and students can access services closer to home



North Linden Elementary School *(built 1949; FCI=89%)*

Final Proposal:

Consolidate North Linden with the neighboring elementary schools (Huy, Maize, Innins, and Northtowne).

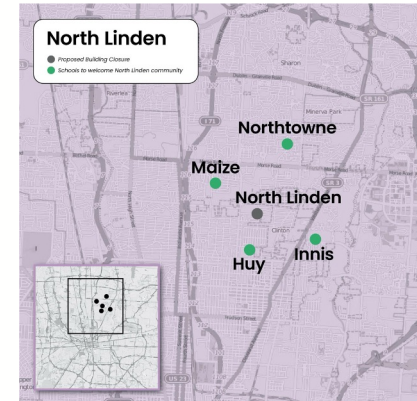
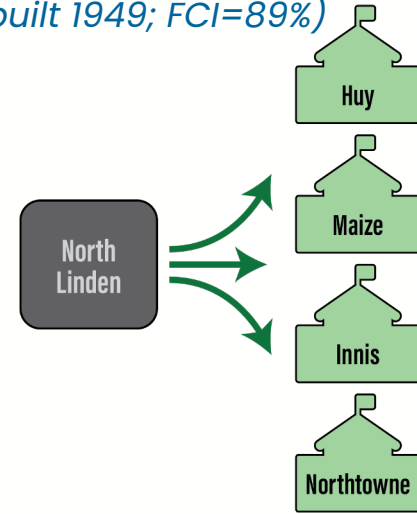
This recommendation closes North Linden Elementary School and welcomes those students into the Huy, Maize, Innis and Northtowne school communities. This will make better use of all three buildings, with an expected 85.74% utilization.

Revised Plan Incorporates Community Feedback:

- Closing all three schools would disproportionately impact English Language Learners (ELL)
- Limited options for moving students from Northtowne, if North Linden were to close
- Closing Innis would increase travel times for students in that neighborhood
- North Linden, built in 1949, is one of the district's oldest buildings
- Minimize the impact on walk and transportation times

Rationale:

- Increase wrap around services for families
- Opportunity for more robust offerings
- Additional staff to provide services for ELL and students with special needs



Superintendent's Community Facilities Task Force Final Recommendations

School Closures: Phase 2

Columbus City Preparatory School for Boys

(built 1962; FCI=84%)

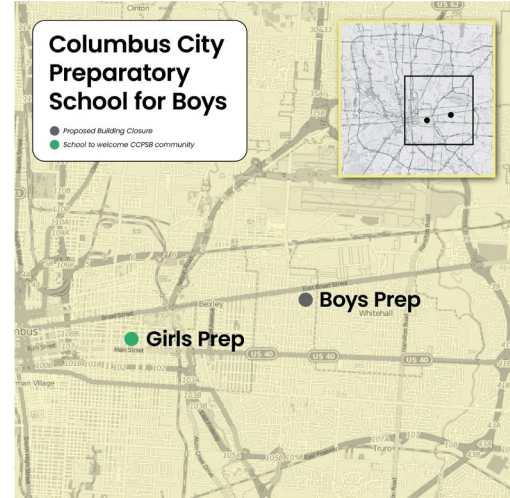
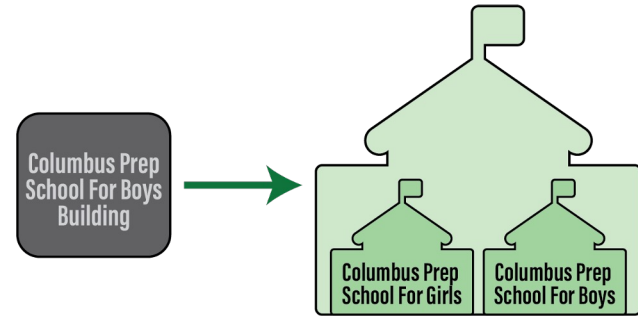
Final Proposal:

Merge the Columbus City Preparatory School for Boys program into the Columbus City Preparatory School for Girls site.

This recommendation closes the current Columbus City Preparatory School for Boys site on Medway Avenue, welcoming those students into the Columbus City Preparatory School for Girls site with an expected 59% utilization.

Rationale:

- The CCPS Boys program is currently in a building that needs significant renovations
- There are only 82 students are enrolled at Columbus City Preparatory School for Boys



Buckeye MS *(built 1962; FCI=67%)* and Marion-Franklin HS

Final Proposal:

Consolidate Buckeye Middle School and Marion-Franklin High School to create a 6-12 grade site with both a middle school and a high school on the same campus.

This recommendation will make better use of the building, with an expected 70% utilization.

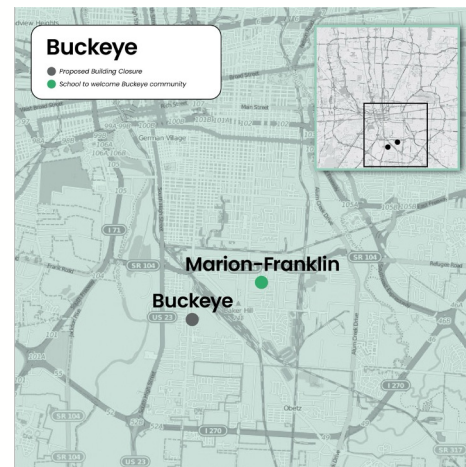
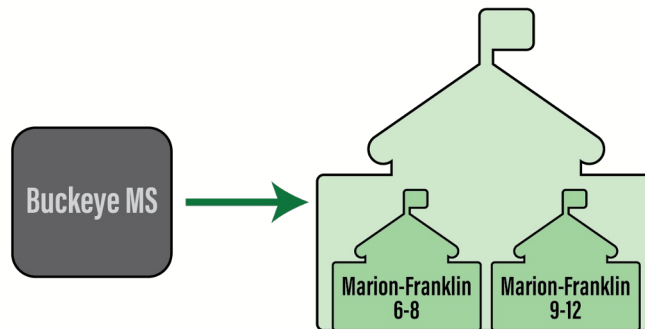
Revised Plan Incorporates Community Feedback:

- Avoids concerns about blending school communities
- Reduces the transportation impact

Rationale:

- Keeps the feeder pattern intact
- Builds upon prior proposals for the area
- Retains traditional high school and traditional middle school within the sites
- Opportunity for more robust offerings

** This learning model is similar to
Columbus Africentric Early College PreK-12*



Superintendent's Community Facilities Task Force Final Recommendations

School Closures: Phase 3

Columbus Alternative High School

(McGuffey Facility—built 1926; FCI = 98%)

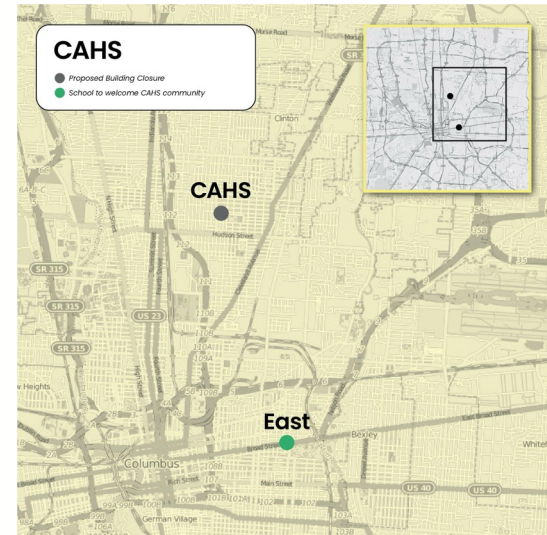
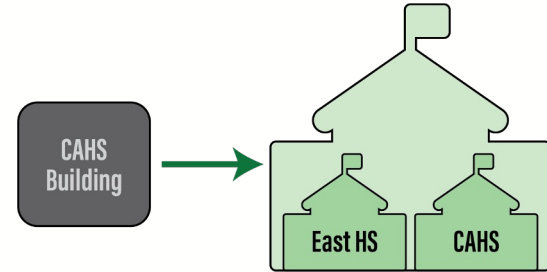
Final Proposal:

Move Columbus Alternative High School programming into East High School and joining the East and CAHS communities. Ensure that the combined program's name acknowledges East High School's deep history in the Community.

This recommendation closes the McGuffey Building that currently houses the CAHS program and will now welcome those students into the East High School, with an expected 107.7% utilization.

Revised Plan Incorporates Community Feedback:

- Support to move CAHS to a modern facility
- Aligns with CAHS academic and extracurricular opportunities for students
- Downtown High School lacks alignment with desired programming (gymnasium, theater).



Columbus Alternative High School

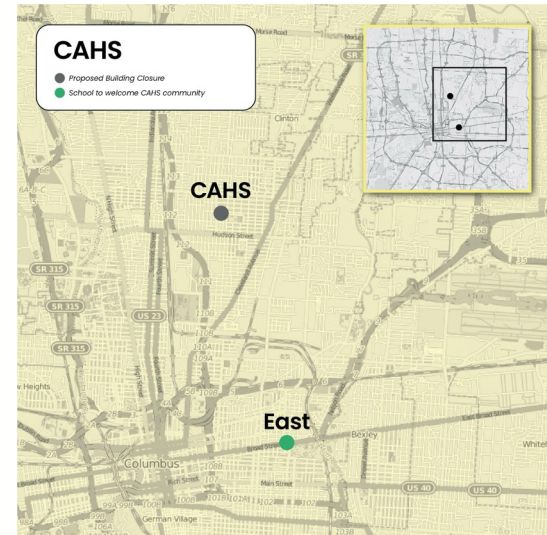
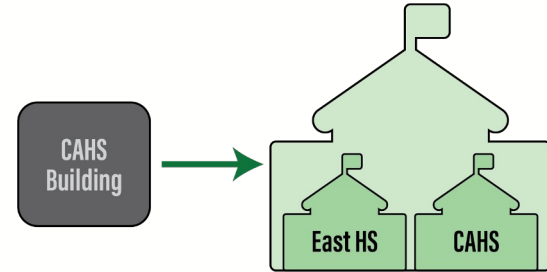
(McGuffey Facility–built 1926; FCI = 98%) continued

Revised Plan Incorporates Community Feedback:

- East students will not be displaced.
- Involve the East and CAHS communities in a multi-year planning for school expansion

Rationale:

- CAHS's current building was a former elementary school
- CAHS's current space is too small to accommodate the educational programs that students deserve
- Honor prior tax-payers investments by making complete utilization of the East High School
- The addition of CAHS students can be accommodated in the school
- Increase exposure to thriving arts program
- COTA access for students



270 E. State Street Administrative Building

Final Proposal: Relocate 270 E. State Street (Columbus Education Center) to 3700 S. High Administrative Building

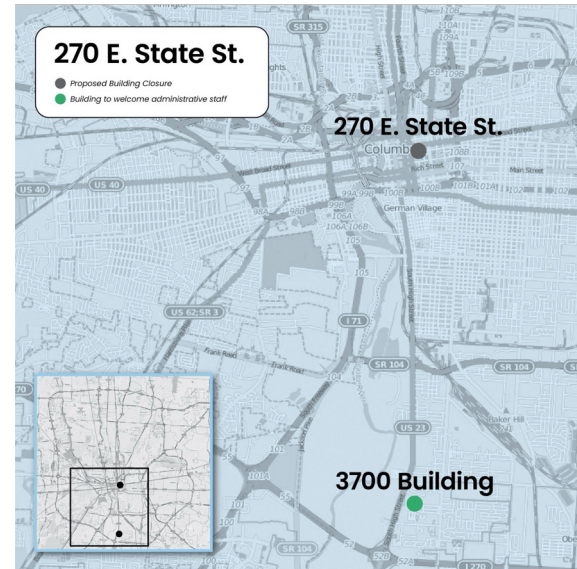
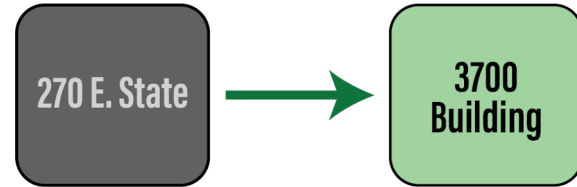
This recommendation will make better use of the building, with the use of 300 SF/FTF at 3700 S. High. With this recommendation 270 E. State Street building would close.

Revised Plan Incorporates Community Feedback:

- Desire to see Central Office (CEC) consolidate to 3700 S. High Street Administrative site

Rationale:

- Age of facility
- Ongoing maintenance expense



Superintendent's Community Facilities Task Force Final Recommendations

Grade Band Standardization

South HS

Final Proposal: Consolidate the 6th grade students from the South feeder pattern area to South High School.

This recommendation, realigning the feeder patterns in the South attendance boundary and welcoming area sixth-grade students into South 6-12 will standardize the grade bands for middle and elementary school students, along with bringing the utilization rate of the facility to 96%.

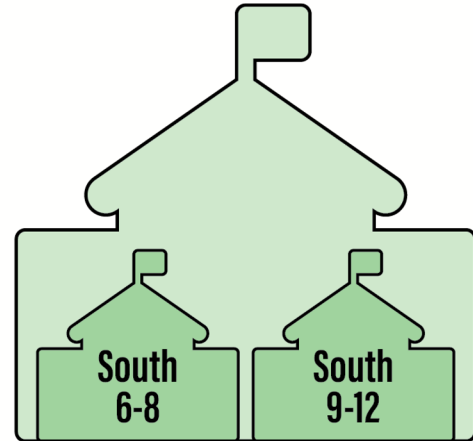
Revised Plan Incorporates Community Feedback:

- Reduces the transportation impact

Rationale:

- Keeps the feeder pattern intact
- Retains a traditional high school and a traditional middle school within the site
- Opportunity for more robust offerings

**South Feeder
Pattern
6th Grades
Relocate
to South**



** This learning model is similar to
Columbus Africentric Early College PreK-12*

Linden-McKinley STEM Academy 7-12

Final Proposal: Consolidate the 6th-grade students from the Linden-McKinley STEM Academy boundary area and establish a middle and high school at the site

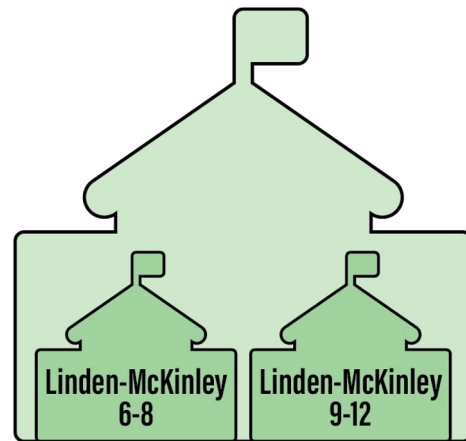
This recommendation realigns the feeder patterns in the Linden attendance boundary and welcoming the area sixth-grade students into Linden-McKinley 6-12 will standardize the grade bands for elementary and middle school students, along with bringing the utilization rate of the facility to 93%

Rationale:

- Retain a traditional high school and middle school on site
- Opportunity for more robust offerings

Revised Plan Incorporates Community Feedback:

- Adding 6th grade to LMSA maintains the current feeder pattern, improves building utilization, and reduces transportation impact.
- This plan standardizes grade bands with a traditional high school and middle school at the site. It aligns with P/K-5 standardization in the LMSA boundary area, consistent with South and Marion-Franklin.
- 6th-grade students would benefit from a traditional middle school experience, including more electives and increased instructional time.



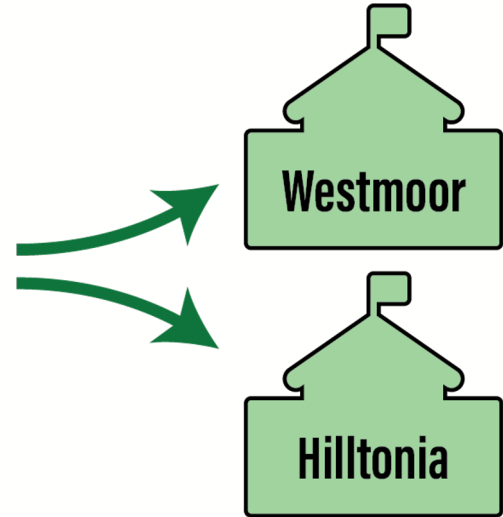
Starling Pre-K-8

Final Proposal: Standardize the grade levels for this community's schools by transitioning Starling into a Pre-K-5 site and transferring the middle school students to Westmoor and Hilltonia Middle Schools.

Revised Plan Incorporates Community Feedback:

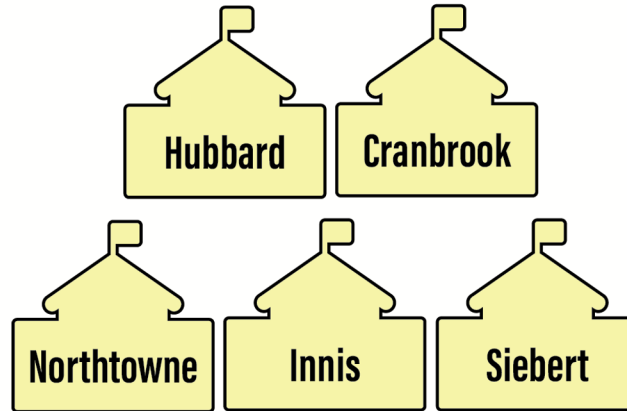
- Starling Middle School students can better be served by the neighboring middle schools (Westmoor and Hilltonia)
- This would provide the middle school students from Starling with the opportunity to access more electives and extracurricular activities
- This would also provide more instructional time for the middle school students from Starling as they are currently on an elementary school schedule, which does not give them equitable learning time in comparison to their peers in neighboring middle schools

Starling
6-8 Graders



**Superintendent's Community Facilities
Task Force Final Recommendations
Require Further Consideration**

Hubbard, Cranbrook, Northtowne, Innis, & Siebert Elementary Schools




In any future consolidation proposal, continue to explore the consolidation these schools after further developing plans to ensure that English Language Learners' needs will continue to be met as the program and student population evolve.

Columbus Gifted Academy



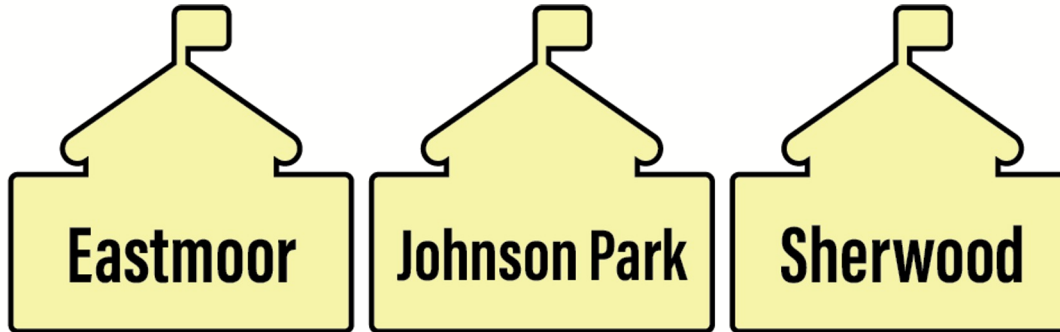
Continue to explore options to move CGA from its current location and look for other alternatives for the placement of Columbus Gifted Academy.

Duxberry Park Arts Impact School



Develop a plan to move Duxberry to the Fort Hayes campus. Although the move will provide the K-12 Arts Pathway, the District needs to further investigate the current facilities on the Fort Hayes campus.

Eastmoor Academy, Johnson Park Middle School, and Sherwood Middle School



Additional Considerations

Additional Considerations from the Task Force

- Encouraging the Board to work directly with the community on a plan for current and future buildings that are closed or vacant.
- Developing an annual public report on capital planning which aligns facility master planning, school closures, major renovations and long-term facility planning work, and Board policies tied to each.
- Clearly identifying program model shifts that move student supports to schools closer to home.
- Continuing to explore opportunities for shared spaces for schools and community partners (e.g. athletic facilities, parks and recreation).

Benefits of Facility Alignment to Academic Vision

Vision for Columbus City Schools



Reimagining 21st Century Learning Environments

Hamilton STEM
Pre-Renovation



Hamilton STEM
Post-Renovation



Academic Benefits for Elementary Schools

Elementary School

(350+ students in a building)

Students will have access to additional academic opportunities

- Technology in every classroom
- More flexible course offerings
- Extracurriculars and clubs

Increases opportunity for more equitable services

- Students are able to stay in neighborhood/home school
- Allows for Specialized Teachers to support high quality grade level instruction and intervention support
- Increases inclusion opportunities for all student groups
- Increase teacher team collaboration within grade level

Academic Benefits for Elementary Schools

Elementary School *Continued*

(350+ students in a building)

Increase staffing levels in school buildings

- Full time unified arts
- Dedicated gifted and talented specialists to support extracurricular opportunities
- Increased instructional assistants to support intervention and enrichment
- Dedicated English Language Learner teacher per 70 ELL students
- Full time Nurse, Counselor, Social Worker

Academic Benefits for Middle Schools

Middle School

(600+ students in a building)

Increased Course Offerings

- Equity of programs & services across middle schools
- Unified Arts and Electives including Foreign Language based on student interest
- More career pathways & career exploration
- Advanced Placement and College Credit Plus offerings
- Extended learning opportunities and clubs

Continuum of services

- Increase Gifted and Talented and Special Education support
- Full-Sheltered Sites for English Learner students
- Rich intervention options
- Increased opportunity for differentiation and inclusive classrooms

Increased extracurricular activities and athletics for grades 7 and up

Academic Benefits for High Schools

High School

(900+ students in a building)

Increased courses and offerings

- Increased College and Career connected Pathways
- CTE & CCP options at all high schools
- Standardized course across large high schools
- Increased Unified Arts/ Elective and Core Opportunities
- Increased Career Technical Education courses

Scheduling

- Flexible offerings
- Team based teaching opportunities
 - 9-12 Foreign Language
 - AP, IB, Statistics, Social Justice, and CCP

Extracurricular activities including competitive athletics, performing arts, clubs

Academic Benefits for High Schools

High School *Continued* (900+ students in a building)

Teacher Credentials/Teacher Support

- Increased Special Education and English Language Learner services closer to home
- Increased teacher collaboration within content area

Student Support

- Increased SEL and mental health supports
- Increased staff dedicated to specialized student needs
- Increased opportunity for intervention and enrichment
- College and Career pathway supports

Estimated Cost Savings Summary

Estimated Financial Analysis - Final Facilities Task Force Recommendations

School Building Name	Size/SF	Acres	Configuration	Capacity (2018 FTF)	SY 23/24 Enrollment (Oct. 2023)	Utilization	Facility age	Year built	Stories	FCI	Potential Capital Savings (Annual)	Average Annual Maintenance Cost *	Prior 12 Months Utility Costs
HIGH SCHOOLS													
Columbus Alternative HS	110,763	9.70	9-12	903	759	84.5	98	1926	2	98%	\$1,387,899.40	\$151,629.43	\$78,588.00
MIDDLE SCHOOLS													
Buckeye MS	83,851	11.40	6-8	503	339	72.6	62	1962	2	65%	\$1,050,682.56	\$185,790.65	\$82,152.00
Cols City Prep for Boys	82,209	6.90	6-8	430	83	23.2	62	1962	2	84%	\$1,030,107.72	\$103,455.61	\$84,196.00
ELEMENTARY SCHOOLS													
Broadleigh ES	38,704	6.10	PS-05	400	279	66.5	72	1952	1	95%	\$484,974.75	\$76,126.87	\$68,971.00
Fairwood ES	51,251	2.30	PS-06	475	220	50.3	100	1924	2	111%	\$642,193.08	\$47,653.17	\$91,138.00
Lindbergh ES	29,975	8.70	PS-05	300	254	78.7	66	1958	1	67%	\$375,597.31	\$39,277.26	\$91,913.00
Moler ES	78,916	10.90	PS-06	475	286	65.5	57	1967	2	91%	\$988,845.27	\$77,042.32	\$105,883.00
North Linden ES	40,155	4.90	KG-05	400	293	82.5	75	1949	2	89%	\$503,156.29	\$95,593.72	\$58,153.00
West Broad ES	74,581	3.80	PS-05	550	341	65.5	110	1914	3	89%	\$934,526.20	\$76,490.27	\$127,065.00
Totals	590,405										\$7,397,982.57	\$853,059.30	\$788,059.00
School Building Name	Size/SF	Acres	Configuration				Facility age	Year built	Stories	FCI	Potential Capital Savings (Annual) ****	Average Annual Maintenance Cost **	Prior 12 Months Utility Costs
Administrative Sites													
270 E State St.	36,463	1.80	Office				64	1960	4	***	\$1,060,000.00	\$240,512.43	\$82,431.00
5th St. Annex	3,865		Office				78	1946	2			\$3,754.72	\$3,187.00
6th St. Annex	8,500		Office				78	1946	2			\$39,759.84	\$16,277.00
Totals	48,828										\$1,060,000.00	\$284,026.99	\$101,895.00

* Data reflect 12 months value based on 24 months of history recorded by Buildings & Grounds's Work Order system. This includes most labor, contractor, and material costs that are assigned per building. Unaccounted costs include some contractor costs that are spread across many buildings such as pest management and hydronic water treatment as well as supervisor time involved in each building.

** 270 E State St.'s cost includes \$138,000 for a new chiller which can be considered major capital work

*** FCI is not available for admin sites.

**** Value represents approximate annual value for the next 10 years to address deferred maintenance. Note that this value is not budgeted in the current Permanent Improvement budget.

Next Steps

Beyond Realignment of School Communities

Following a Board vote on implementing any or all of the recommendations, we will need to:

- Communicate! Communicate! Communicate!
- Take a year of planning prior to the implementation of any changes to include:
 - Forming a District Transition Team
 - Working directly with our school communities on boundary changes
 - Working directly with our staff and union partners on staff transfers

Thank You!



Glossary of Key Terms

- **Utilization** - The measure of how effectively a school uses its available space, calculated by dividing current enrollment by total capacity and expressed as a percentage.
- **Capacity** - The maximum number of students a school facility can effectively accommodate, determined by available teaching stations, student-to-teacher ratios, and specific space requirements for programs like music, art, special education, and English language learners.
- **Facility Condition Index (FCI)** - A measure of a facility's condition expressed as a percentage representing the cost of repairing a facility to like-new condition, divided by the costs of new construction for an identical facility. Once the cost of those repairs exceed 2/3 of the cost of new construction, a particular facility would normally be recommended for replacement.
- **Legacy Building** - Buildings that have not been renovated or re-built during the Facility Master Plan
- [Link to Full Glossary of Terms](#)