

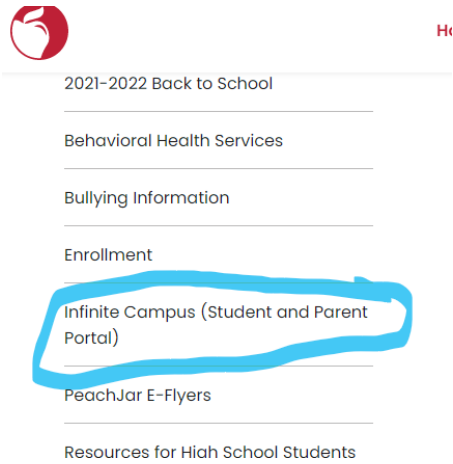
How to Check Grades

1. Go to www.ccsok.us
2. Click on Students & Families



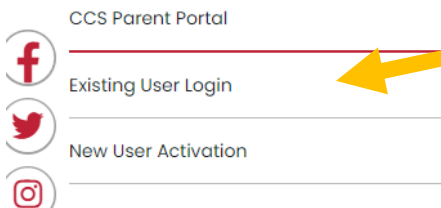
Home Our District News **Students & Families** Staff Departments Board of Education

3. Click on "Infinite Campus"

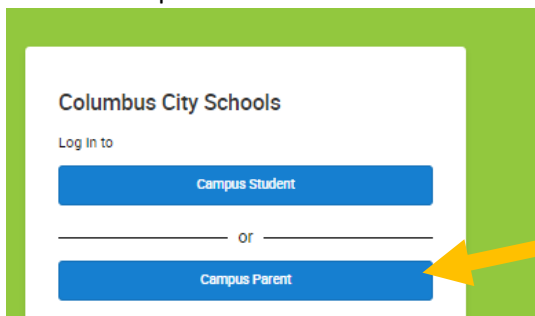


4. Click on Existing User Login

Infinite Campus (Student and Parent Portal)



5. Click on Campus Parent



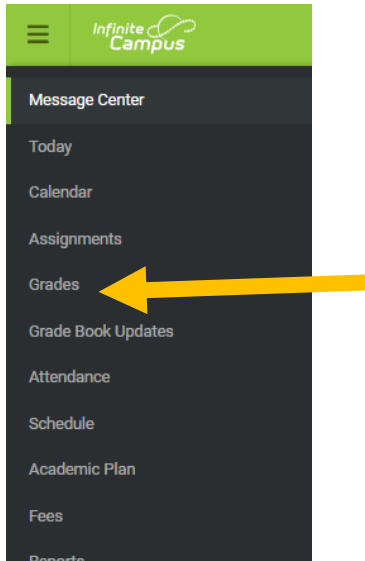
(Turn over- backside)

6. Enter your log-in information

7. Select the student you would like to view grades for from the drop down menu.



8. Click on Grades



9. Click on the quarter you would like to view grades for.

