





Aasaaska Kombuyuutarka (Chromebook)

Hagaha loogu talagalay ardayda iyo waalidiinta


Dab-siinta Kombuyuutarkaaga (Chromebook-gaaga)

In kasta oo Kombuyuutarada (Chromebook-yada) ay waxtar u leeyihiin una baahan yihiin awood kayar tan laptop-ka caadiga ah, Run-ahaantii waxay u badan yihiin maalin kasta dab-siin ah koronto (waxay ku xirantaha sida loo isticmaalo) Si aad dab usiiso (koronto) Kombuyuutarkaaga (Chromebook-kaaga), raadi godka bareesada fiilada

korontadu gasho ee tilmaamaya Tamarta (ama   waxay kuxirantahay nooca ardaygaagu haysto) kuna xir koronto-baddelahaaga (adapter). Waa fikrad fiican inaad habeenkii oo dhan dab-siisaa (koronto) kombuyuutarka (Chromebook-ga) oo aad heshaa sameynta howsha barashadaada maalin dhan oo tilmaameysa hal mar ood buuxisay. Waxaad had iyo jeer ka fiirin kartaa heerka bateriga geeska hoose ee midigta xiga ee aagga saacadda adoo gujinaya batoonka bateriga.

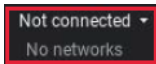
Awood-siinta (koronto) Kombuyuutarkaaga (Chromebook-gaaga)

Si aad u-xoojiso koronto-siinta Kombuyuutarkaaga (Chromebook-gaaga), waxaad riixaysaa batoonka calaamadda awooda ee ku taala alwaaxda furayaasha ee batoonka kore ee geeska midigta xiga wuxuuna u muuqdaa sidan:



Sida loogu xiro Wifi-ga Kombuyuutarkaaga (Chromebook-gaaga)

Sida loogu xiro Wi-Fi-ga Kombuyuutarkaaga (Chromebook-gaaga), marka ugu horeysa waxaad riixi doontaa saacadda

xigta geeska midig ee hoose. Markuu afar-geeska (sanduuqa) dejintu muuqado, guji  aagga. Markaa, waxaad arki doontaa liistada shabakadaha wireless-ka ee la heli karo oo farabadan. Hore u soco, oo dooro midkaaga oo geli lambarkaaga sirta ah (password) ee Wi-Fi-ga marka lagaa codsado inaad galiso.

Sida loo Galo Kombuyuutarkaaga (Chromebook-gaaga)

Markaad koronto awood leh siiso Kombuyuutarka (Chromebook-ga) oo aad ku xirto Wi-Fi-ga, markaas waxaa lagaa rabi doonaa inaad gasho aaladda. Magaca adeegsiga (username) waa lambarka Aqoonsiga St.ID ee ardaygaaga oo ay Degmadu soo saartay oo ay ku xigto @columbus.k12.oh.us (tusaale: lambarka Aqoonsiga ardayga St.ID (student id/ – 123456 magaca adeegsiga (username): 123456@columbus.k12.oh.us). Furaha adeegsiga sirta ah (password) wuxuu noqon doonaa dhalashada ardaygaaga oo ah qaaban 01-01-2001 oo ah bil, maalin, sanadka.

Adeegsiga samaacadaha dhagaha oo leh heer caadi ah

Fiiri samaacadda dhagaha (headphone)  raadi godka fiilada ay gasho ee Kombuyuutarka (Chromebook-ga) oo gali samaacadda dhagaha ee loo yaqaan (headphone). Waad isku habeyn kartaa codka adoo isticmaalaya

furayaasha dhanka kore ee looxa (keyboard) -  - Dami Codka (Mute), Gaabi Codka (Volume Down), Kor u-qaad Codka (Volume Up).